2020 GRIFOLS' SOCIO-ECONOMIC IMPACT

GRIFOLS

Grifols determined the socio-economic impact of its activity on the economy of the United States, Spain, Germany and Ireland. Despite the economic situation caused by COVID-19, Grifols continued to generate wealth and create jobs throughout 2020.

COMMITTED TO SUSTAINABLE GROWTH

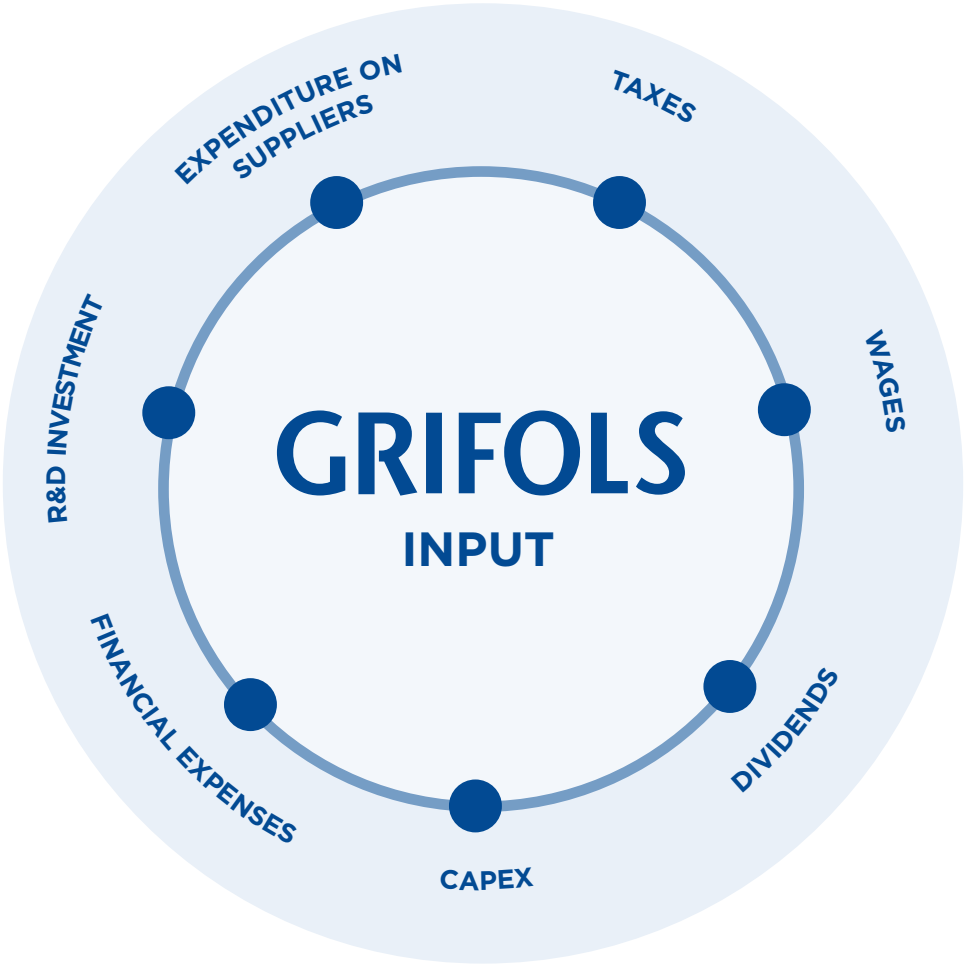

Grifols determined the socio-economic impact of its operations during 2020 in terms of wealth generation and job creation in the United States, Spain, Germany and Ireland.

An input-output analysis was used for this purpose. Following this approach, it is possible to estimate the outputs associated with Grifols' activities based on core inputs (expenditures on supplies of goods and services, R+D+i and capital investments, main taxes paid, financial expenses, dividend payments, and employee expenditures based on wages received).

The input-output framework is an accounting instrument that represents all production and distribution operations of an economy in a given timeframe. This model enables observing the different flows of intersectoral transactions in a specific economy in a reference year.

OUTPUT

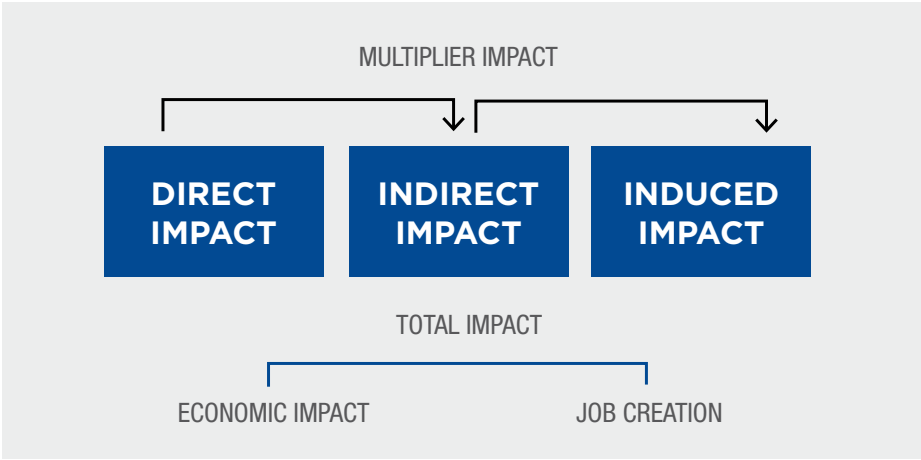

GRIFOLS' SOCIOECONOMIC IMPACT IN 2020

TOTAL ECONOMIC IMPACT

7,500 M€

TOTAL JOB CREATION

140,000

GRIFOLS' DIRECT ECONOMIC IMPACT AMOUNTS TO EUR 4,000 MILLION. ADDITIONALLY, GRIFOLS GENERATES AN INDIRECT AND INDUCED IMPACT OF EUR 3,500 MILLION

40% OF GRIFOLS' IMPACT STEMS FROM ITS PLASMA CENTERS NETWORK

GRIFOLS GENERATES 140,000 JOBS IN TOTAL, INCLUDING 115,000 INDIRECT AND INDUCED JOBS

GRIFOLS GENERATES 5.2 JOBS FOR EVERY 1 JOB IT CREATES

60% OF JOBS ARE LINKED TO GRIFOLS' PLASMA CENTERS NETWORK

SOCIO-ECONOMIC IMPACT IN THE UNITED STATES

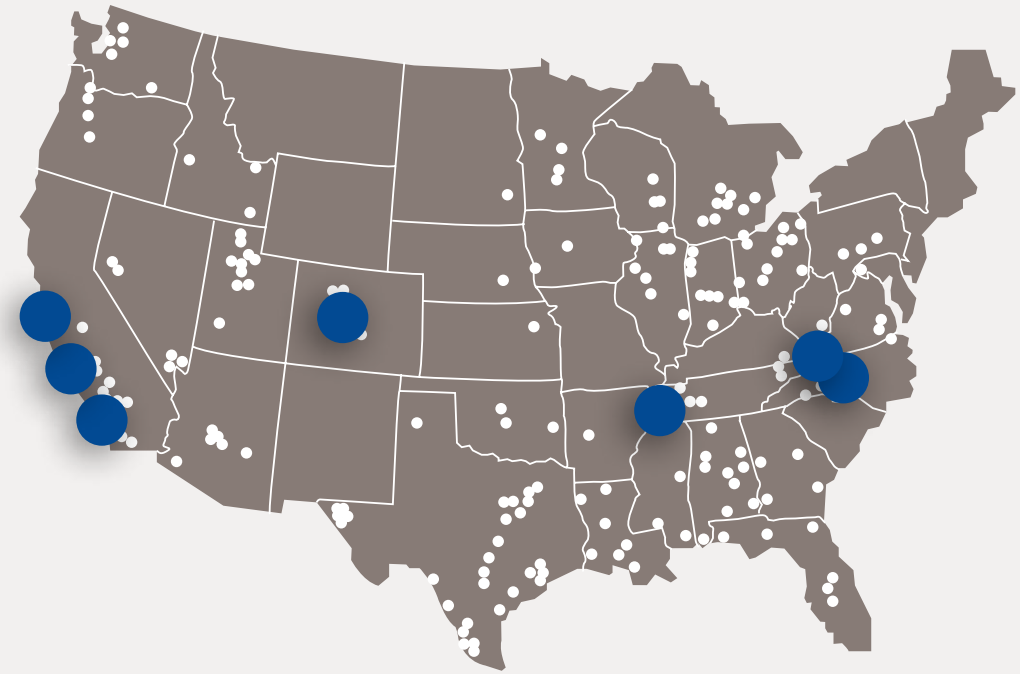

ECONOMIC IMPACT

6,100 M$

49% FROM PLASMA CENTERS

x1.9

MULTIPLER IMPACT

JOB CREATION

120,000

66% FROM PLASMA CENTERS

x7.1

GRIFOLS GENERATES 6.1 JOBS IN THE U.S. ECONOMY FOR EVERY 1 JOB IT CREATES

SOCIO-ECONOMIC IMPACT IN SPAIN

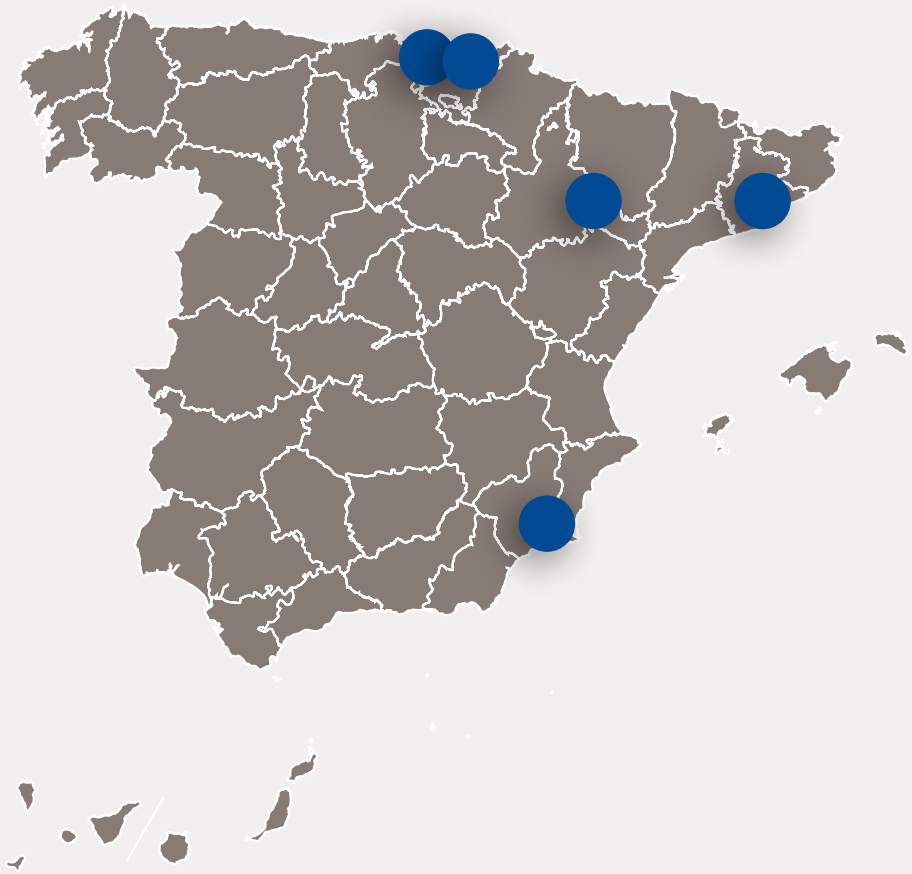

ECONOMIC IMPACT

1,500 M€

x2.1

MULTIPLER IMPACT

JOB CREATION

16,000

+13% VS 2019

x3.9

GRIFOLS GENERATES 2.9 JOBS IN THE SPANISH ECONOMY FOR EVERY 1 JOB IT CREATES

SOCIO-ECONOMIC IMPACT IN GERMANY

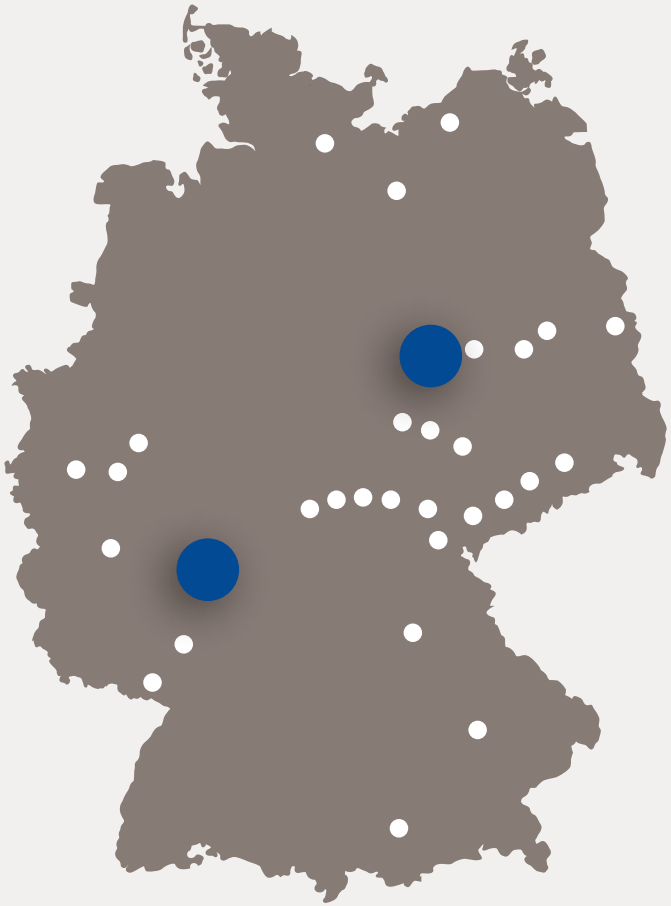

ECONOMIC IMPACT

330 M€

72% FROM PLASMA CENTERS

x1.9

MULTIPLER IMPACT

JOB CREATION

3,500

81% FROM PLASMA CENTERS

x2.3

GRIFOLS GENERATES 1.3 JOBS IN THE GERMAN ECONOMY FOR EVERY 1 JOB IT CREATES

SOCIO-ECONOMIC IMPACT IN IRELAND

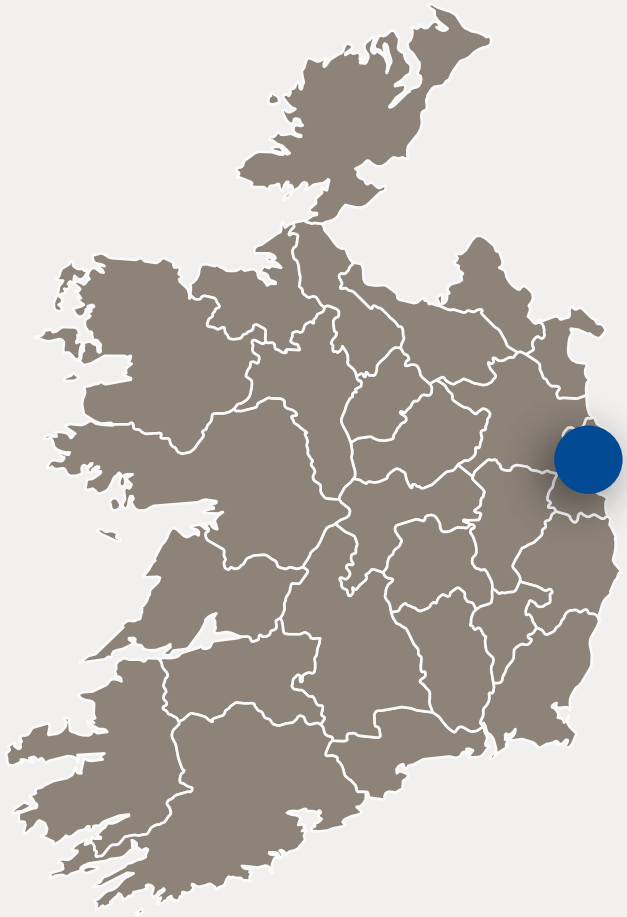

ECONOMIC IMPACT

210 M€

+13% VS 2019

x2.0

MULTIPLER IMPACT

JOB CREATION

930

+9% VS 2019

x3.9

GRIFOLS GENERATES 2.9 JOBS IN THE SPANISH ECONOMY FOR EVERY 1 JOB IT CREATES

A BUSINESS MODEL FOCUSED ON SUSTAINABLE VALUE CREATION

Grifols' value creation is driven by its four main divisions and ongoing pursuit to offer cross-cutting services that enhance organizational dynamics and generate new opportunities.

BIOSCIENCE

Leaders in the production of plasma-derived medicines

79%
OF REVENUES

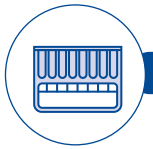

DIAGNOSTIC

Leaders in cutting-edge diagnostic solutions to analyze blood and plasma, including the development and production of reagents and medical devices

15%
OF REVENUES

HOSPITAL

Pharmaceutical specialty products for hospital use and innovative technology, software and service solutions to optimize hospital pharmacy operations.

2%
OF REVENUES

BIO SUPPLIES

Biological products for non-therapeutic use

4%
OF REVENUES

REVENUES

U.S. AND CANADA

3,600 M€
67% of total

EU

834 M€
16% of total

ROW

906 M€
17% of total

GRIFOLS AROUND THE WORD

U.S. PLASMA CENTERS

264

EUROPEAN PLASMA CENTERS

48

CHINA PLASMA CENTERS THROUGH SHANGHAI RAAS

22

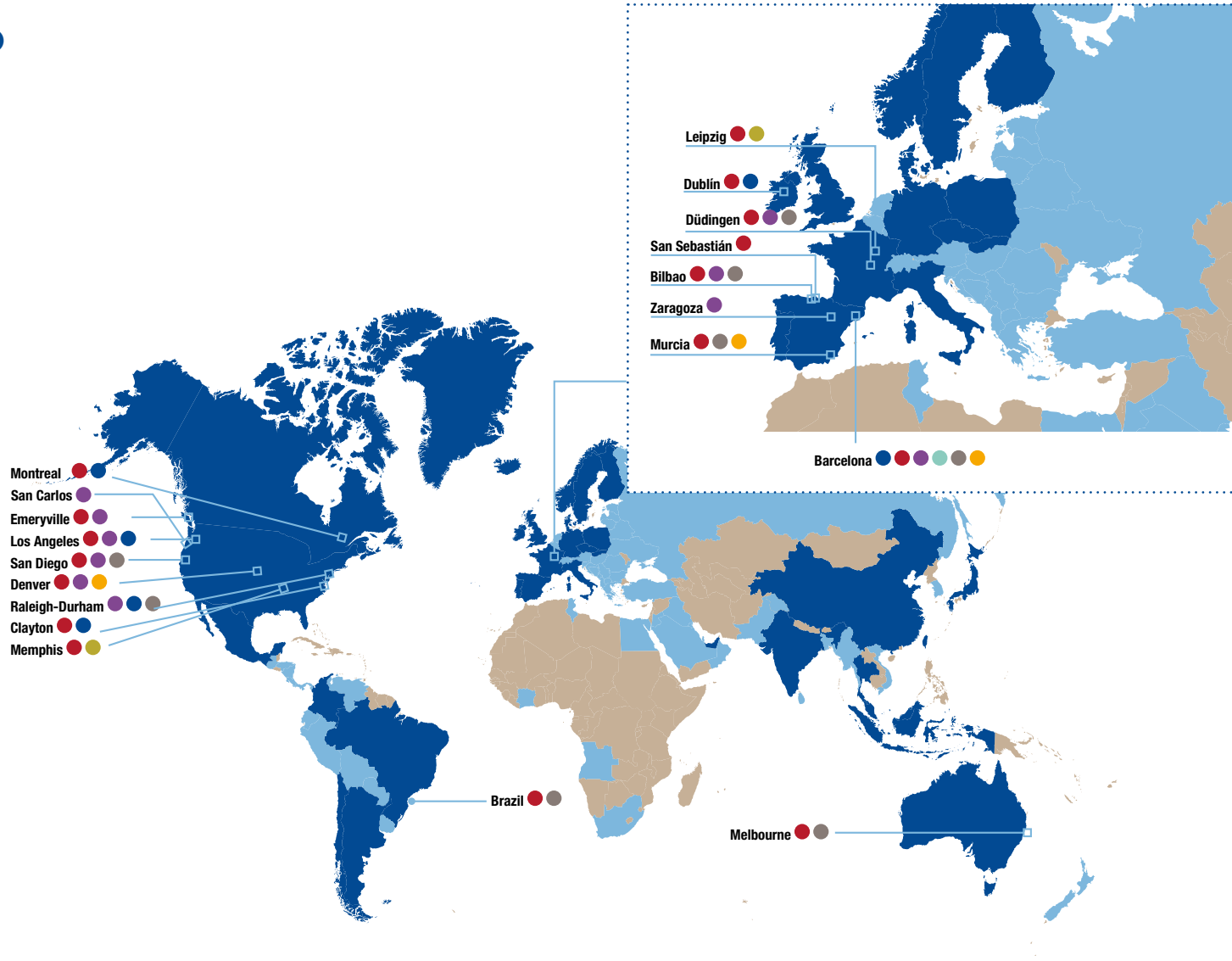

Corporate Headquarters	Industrial Facilities	R&D Centers	Bioscience Division Centers	Diagnostic Division Centers	Hospital Division Centers	Bio Supplies Division Centers
1	16	10	6	8	3	2

GRIFOLS AFFILIATES
PRESENCE THROUGH DISTRIBUTORS

BREAKDOWN OF GRIFOLS' SOCIO-ECONOMIC IMPACT BY COUNTRY

	Spain	Ireland	Germany: Except plasma centers	Germany: plasma centers	Total Germany	% of plasma centers in Germany
Economic impact (Millions of euros)						
Direct	731	102	48	128	176	73%
Indirect	353	52	23	57	79	71%
Induced	431	55	21	51	72	71%
Total impact	**1,515**	**209**	**91**	**236**	**327**	**72%**
Impact on the employment (nº people)						
Direct	4,134	239	137	1,382	1,519	91%
Indirect	9,133	565	385	1,148	1,532	75%
Induced	2,951	124	127	327	455	72%
Total employment	**16,218**	**928**	**649**	**2,857**	**3,506**	**81%**

	U.S.: Except plasma centers	U.S.: plasma centers	Total U.S.	% in plasma centers
Economic impact (Millions of dollars)				
Direct	1,762	1,724	3,487	49%
Indirect	750	720	1,469	49%
Induced	591	596	1,187	50%
Total impact	**3,104**	**3,040**	**6,143**	**49%**
Impact on the employment (nº people)				
Direct	4,416	12,188	16,604	73%
Indirect	33,682	63,563	97,245	65%
Induced	2,175	2,416	4,592	53%
Total employment	**40,273**	**78,167**	**118,440**	**66%**

GRIFOLS

www.grifols.com